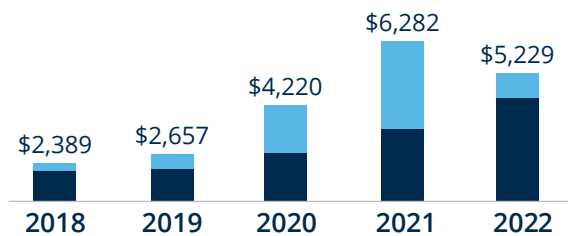


PERFORMANCE HIGHLIGHTS

Distributable Earnings

For the Years Ended Dec. 31 (MILLIONS)

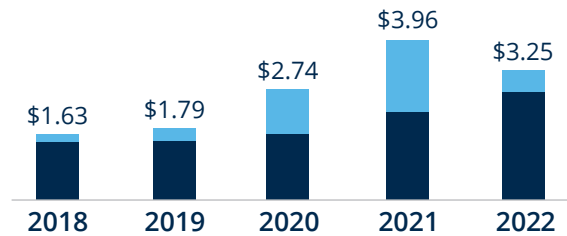
■ Distributable earnings before realizations



Distributions Earnings Per Share¹

For the Years Ended Dec. 31

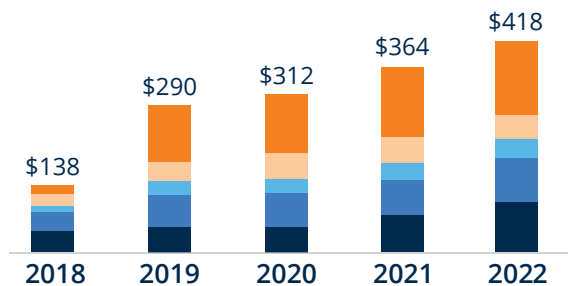
■ Realized carried interest and disposition gains from principal investments



Fee-Bearing Capital

As at Dec. 31 (BILLIONS)

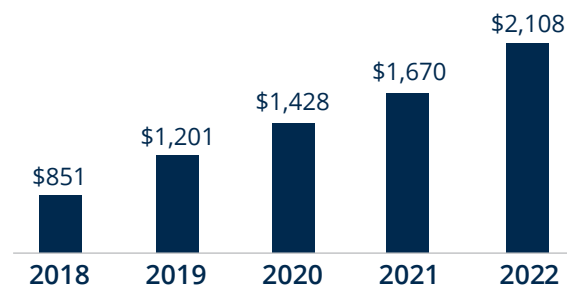
■ Real Estate ■ Infrastructure ■ Private Equity
■ Renewable Power & Transition ■ Credit & Other



Fee-Related Earnings

Excluding Performance Fees

For the Years Ended Dec. 31 (MILLIONS)



Distributions to Common Shareholders²

For the Years Ended Dec. 31 (MILLIONS)

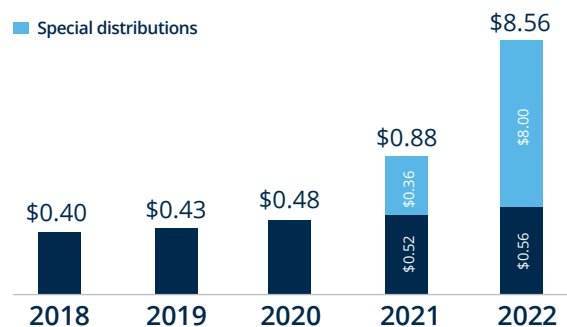
■ Common distributions



Distributions Per Share¹

For the Years Ended Dec. 31

■ Special distributions



1. Adjusted 2020 to reflect the three-for-two stock split effective April 1, 2020.

2. Excludes share repurchases. Total capital returned to common shareholders, including share repurchases, was approximately \$15 billion during 2022.